
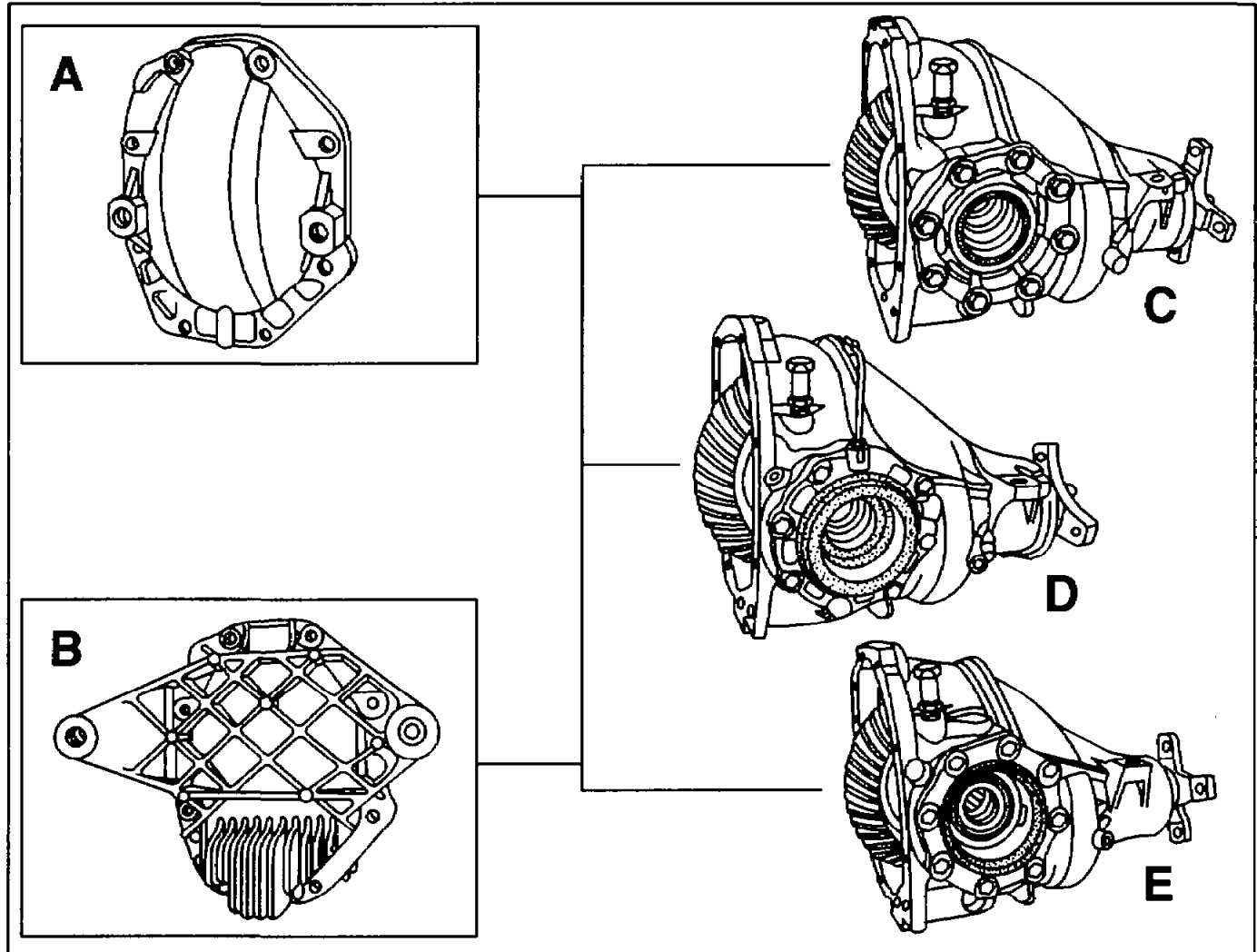




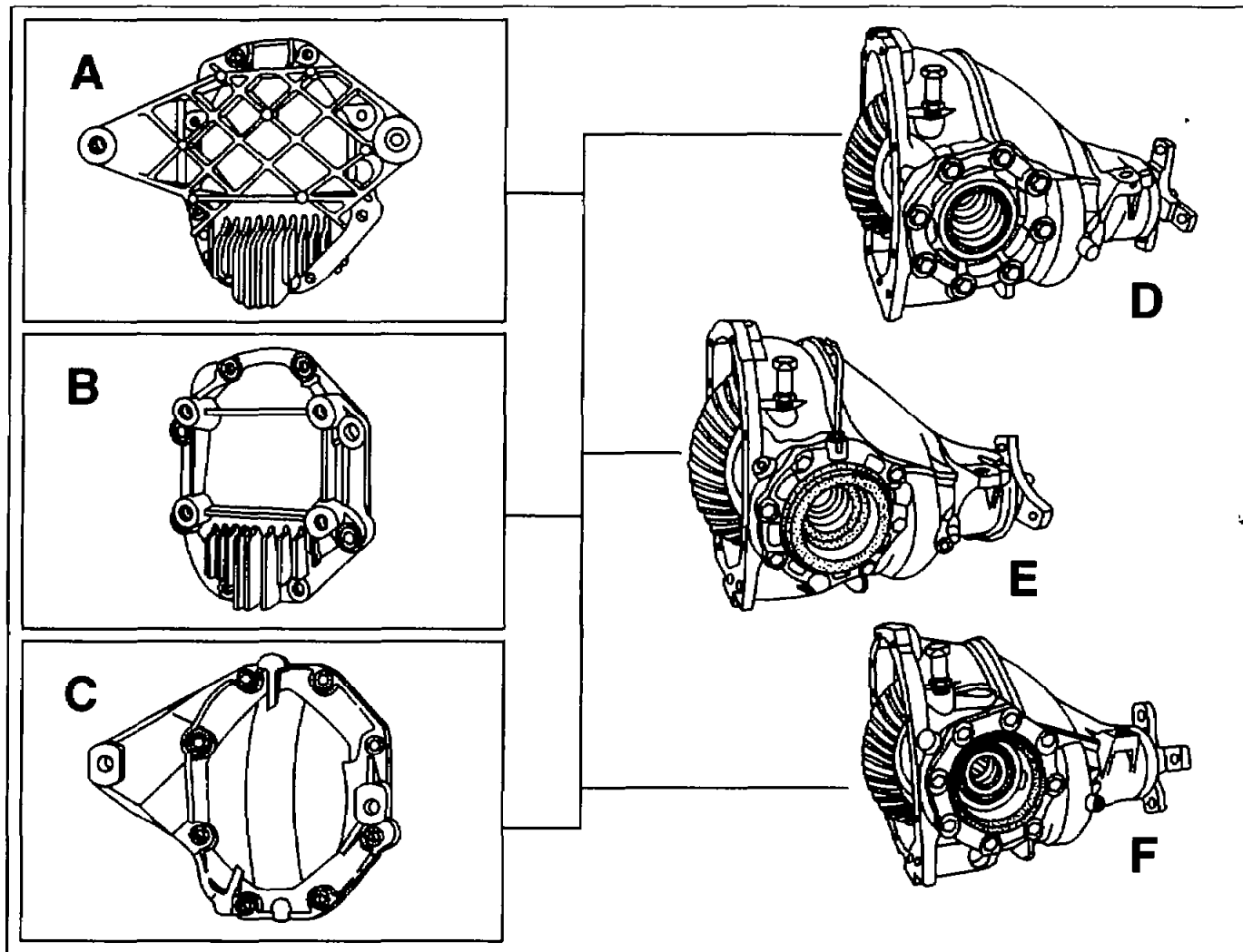
A17 GF35.31-P-1000-01D	Features, installation survey for rear axle center assemblies	Rear axle center assembly with 210 mm dia.crown wheel	 GF
-------------------------------	---	---	---

- A *Rear axle end cover model 124, except models 124.034/036*
- B *Rear axle end cover models 124.034/036*
- C *Standard rear axle housing*
- D *Standard rear axle housing with ASD ring cylinder (up to 05/94)*
- E *ASR rear axle housing (up to 05/94, then version C, speed sensor installed outwards relative to wheel carrier)*





- A Rear axle end cover model 129
- B Rear axle end cover model 140
- C Rear axle end cover model 210
- D Standard rear axle housing
- E Standard rear axle housing with ASD ring cylinder (up to 05/94)
- F ASR rear axle housing (up to 05/94, then version D, speed sensor installed outwards relative to wheel carrier)



 **Features**

- Breather on right of rear axle housing
- Side bearing cover secured by 8 hexagon or hexagon socket bolts
- As special equipment with ASD (up to 05/94)only models 124, 129, 140 or ASR
- Connecting flanges with hole circle dia. of 94 mm and 102 mm
- Hole circle dia. of joint flange 90, 100 and 110 mm, and with 3- and 4-arm joint flange (no 4-arm joint flange on ASD version)

Assignment of model/ratio

Model/version	Special equipment code, national version	Transmission version	Rear axle center assembly		
			Ratio	Number of teeth	Number of teeth ABS gear on drive pinion
124.008		Manual	3.92	47:12	24
		Automatic	3.46	45:13	28
124.028		Manual	3.69	48:13	26
		4-speed automatic	3.06	52:17	31
		5-speed automatic	3.69	48:13	26
124.029		Manual	3.92	47:12	24
		Automatic	3.46	45:13	28



Model/version	Special equipment code, national version	Transmission version	Rear axle center assembly		
			Ratio	Number of teeth	Number of teeth ABS gear on drive pinion
124.031		Manual	3.27	49:15	29
		4-speed automatic	3.27	49:15	29
		5-speed automatic	3.69	48:13	26
124.032		Manual	3.06	52:17	31
		4-speed automatic	3.06	52:17	31
		5-speed automatic	3.69	48:13	26
124.034			2.65	45:17	36
124.036			2.82	48:17	34
124.051		Manual	3.27	49:15	29
		4-speed automatic	3.27	49:15	29
		5-speed automatic	3.69	48:13	26
124.052		Manual	3.06	52:17	31
		4-speed automatic	3.06	52:17	31
		5-speed automatic	3.69	48:13	26
124.061		Manual	3.27	49:15	29
		4-speed automatic	3.27	49:15	29
		5-speed automatic	3.69	48:13	26

Model/version	Special equipment code, national version	Transmission version	Rear axle center assembly		
			Ratio	Number of teeth	Number of teeth ABS gear on drive pinion
124.066		Manual	3.06	52:17	31
		4-speed automatic	3.06	52:17	31
		5-speed automatic	3.69	48:13	26
124.088		Manual	3.69	48:13	26
		4-speed automatic	3.06	52:17	31
		5-speed automatic	3.69	48:13	26
124.091		Manual	3.46	45:13	28
		4-speed automatic	3.46	45:13	28
		5-speed automatic	3.69	48:13	26
124.092		Manual	3.06	52:17	31
		4-speed automatic	3.06	52:17	31
		5-speed automatic	3.69	48:13	26
129.058 up to 31.05.94		Manual	3.92	47:12	24
		4-speed automatic	3.27	49:15	29
		5-speed automatic	3.69	48:13	26
129.061		Manual	3.46	45:13	28 (up to 05/94)
		4-speed automatic	3.46	45:13	28 (up to 05/94)
		5-speed automatic	3.69	48:13	26 (up to 05/94)
129.058 up to 31.05.94		5-speed automatic	3.69	48:13	26

Model/version	Special equipment code, national version	Transmission version	Rear axle center assembly		
			Ratio	Number of teeth	Number of teeth ABS gear on drive pinion
129.066			2.65	45:17	36 (up to 05/94)
140.028 up to 31.05.94		Manual	3.92	47:12	24
		4-speed automatic	3.46	45:13	28
		5-speed automatic	3.69	48:13	26
140.03 up to 31.05.94		Manual	3.46 (up to 07/93)	45:13	28
			3.27 (as of (8/93)	49:15	29
		4-speed automatic	3.46 (up to 07/93)	45:13	28
			3.27 (as of 08/93)	49:15	29
		5-speed automatic	3.69 (up to 07/93)	48:13	26
			3.46 (as of 08/93)	45:13	28
140.04/06		5-speed automatic (NAG)	2.82	48:17	34 (up to 05/94)
140.134		4-speed automatic	2.82	48:17	34 (up to 05/94)
140.135		5-speed automatic (NAG)	3.27	49:15	29 (up to 05/94)
210.070/270 up to 31.01.98		5-speed automatic (NAG)	2.82	48:17	-



Model/version	Special equipment code, national version	Transmission version	Rear axle center assembly		
			Ratio	Number of teeth	Number of teeth ABS gear on drive pinion
210.072/272		5-speed automatic (NAG)	2,82	48:17	-
210.074/274 up to 31.01.98		5-speed automatic (NAG)	2,82	48:17	-
210.617		5-speed automatic (NAG)	3.46	45:13	-
		Manual	3.46	45:13	-