


## 72-351 Adjustment of tailgate (T-sedan)

---

- 1 Slightly loosen screws on hinge.



- 2 Adjust tailgate in slots of hinges in such a manner that the outer skin of the roof and the upper edge of the door are in alignment and that the tailgate is max. 1 mm deeper, respectively.




- 3 Tighten screws on hinge.

- 4 Slightly loosen screws on stop of rear pillar.



5 Slightly loosen screws on strap for tailgate lock.


6 Close tailgate and check whether door is in alignment with rear pillar or is seated max. 1 mm deeper. If required, close tailgate slightly more energetically for adaptation or pull toward the rear.



7 Tighten screws on stop of rear pillar and on strap for tailgate lock.



**Note:** If tailgate binds on lock, adjust by removing or inserting a spacing washer at lock strap to adjust distance in relation to lock.



8 Adjust lateral distance of tailgate door by adding shims to stop on rear pillar (left or right).

