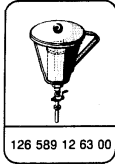


All models

Special tools



Oil

Hydraulic fluid

MB part no. 000 989 91 03/10
Refer to Factory Approved Service
Products list

Note: Check fluid level with engine off and vehicle on level ground. Correct if necessary. With system in operating condition, the oil level should be between the MAX. and MIN. marks.


With vehicle loaded the resulting oil level will be near the MIN. mark (or below on vehicles with small reservoirs.)

3211

Level control, ADS, ASD, fluid level

Remove cap with integral dipstick front fluid reservoir. Read fluid level after wiping and reinserting dipstick.

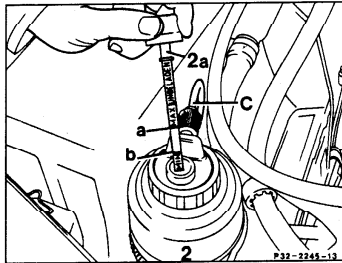
Use filter funnel (060) to add fluid.



Model 124

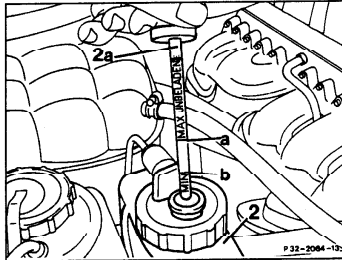
Plastic fluid reservoir

- 2 Fluid reservoir
- 2a Cap with integral dipstick.
- a Max. mark
- b Min. mark
- C Return line, level control - reservoir.

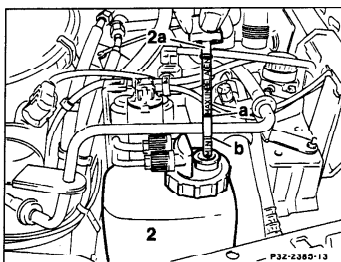


Model 129 with with ADS

- 2 Fluid reservoir
- 2a Cap with integral dipstick.
- a Max. mark
- b Min. mark



- Model 140
2 Fluid reservoir
2a Cap with integral dipstick.
a. Max. mark
b. Min. mark



- Model 202
2 Fluid reservoir
2a Cap with integral dipstick.
a. Max. mark
b. Min. mark

