



D4	AR03.30-P-1600HA	Removing and installing belt pulley/vibration damper	2.4.93
-----------	------------------	---	---------------

ENGINE 605, 606 in MODEL 124

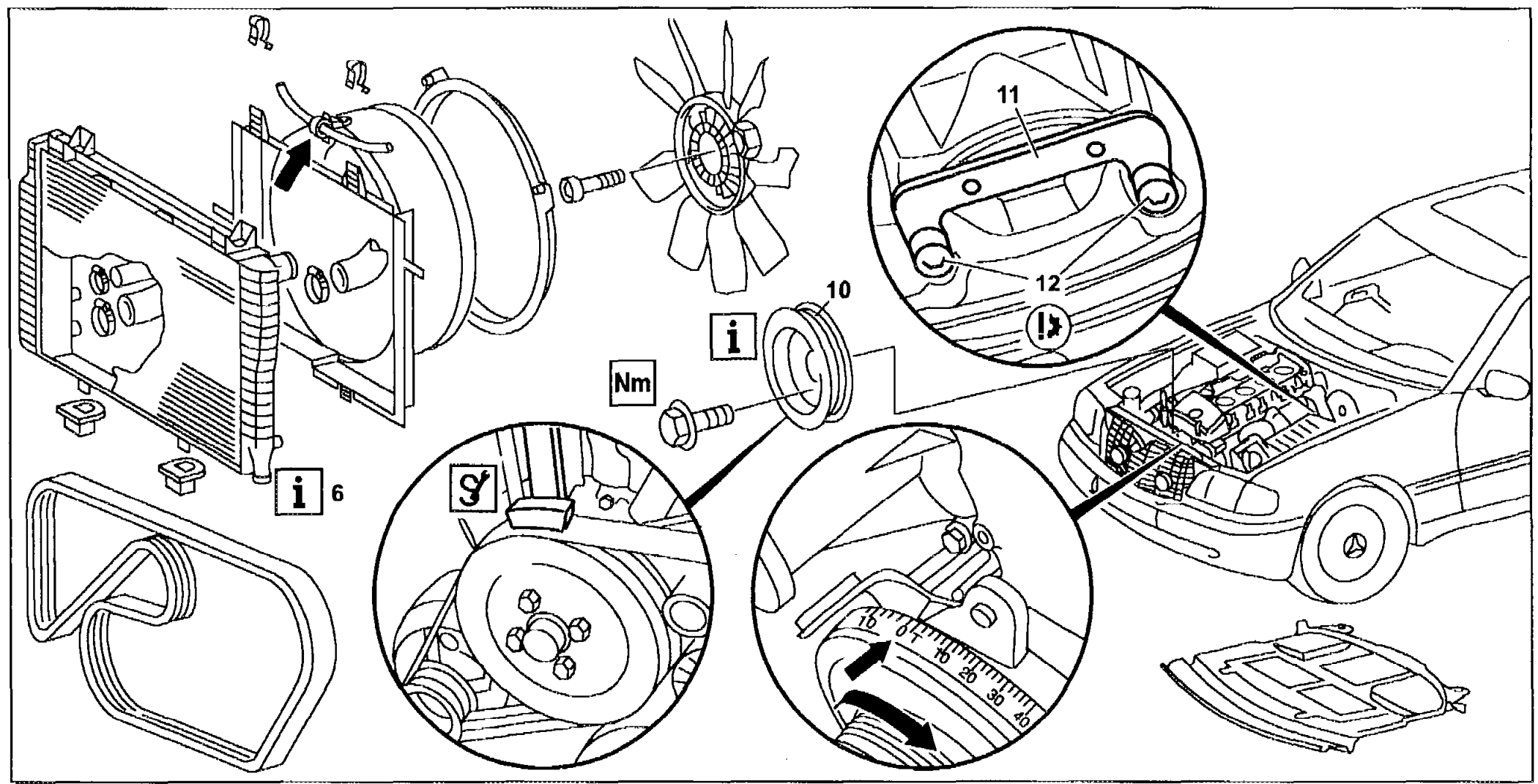
ENGINE 606.961 in MODEL 140

ENGINE 604, 605 in MODEL 202

ENGINE 602.982, 604, 605, 606.912 /962 in MODEL 210

ENGINE 606.964 in MODEL 463

ENGINE 602.983 in MODEL 461

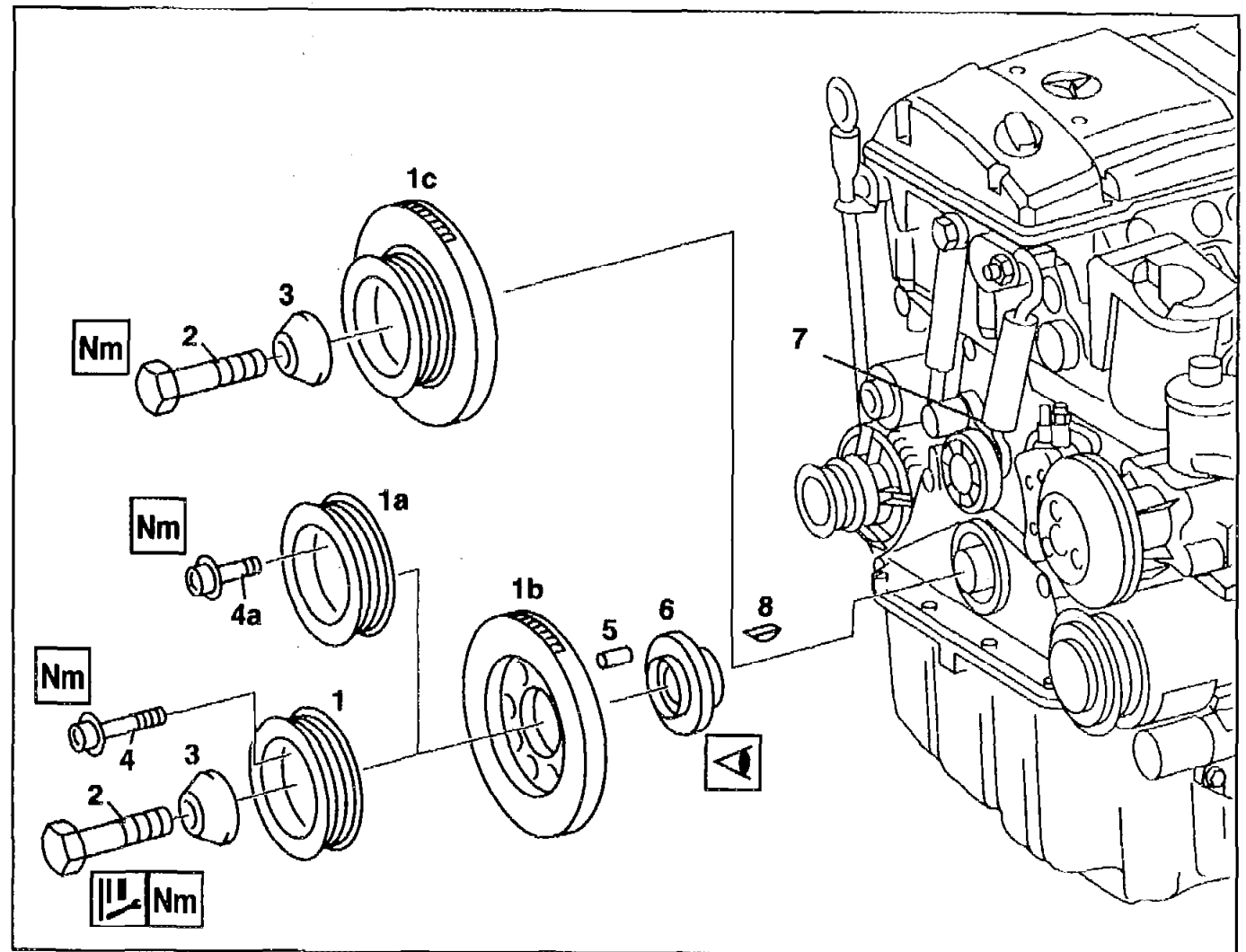


P03.30-0210-09

Shown on model 202











- 1 Belt pulley
- 1a Belt pulley
- 1b Vibration damper
- 1c Belt pulley / vibration damper with hub
- 2 Central bolt $M18 \times 1.5 \times 50$
- 3 Washer
- 4 Internal hexagon bolt + washer $M8 \times 25$ (6 in total), for vibration damper with bolted-on hub
- 4a Internal hexagon bolt + washer $M8 \times 12$ (6 in total), engine 604
- 5 Dowel pin
- 6 Hub
- 7 Tensioning pulley
- 8 Parallel key















Modification notes

24.5.96	Modified parallel key (metal version) for hub on crankshaft	see step 7	
20.1.98	Vibration damper with non-hardened contact surface for radial seal	see step 7	
20.1.98	Belt pulley with vulcanized vibration damper and brazed hub	see step 5	

 	Removing, installing		
1.1	Remove radiator (6)	 Model 124, 210 with engine 606 Model 461 with engine 602.983 Model 463 with engine 606.964	AR20.20-P-3865HA AR20.20-P-3865GH AR20.20-P-3865GG
2	Remove poly V-belt		AR13.22-P-1202HA
3	Remove belt pulley of coolant pump (10)	  Fit poly V-belt onto the belt pulley and position counterholder to slacken the bolts  Engine 602.982/983  Engine 604, 605, 606	603 589 00 40 00 BA20.10-N-1001-01B BA20.10-P-1001-01A
4	Install retaining lock for crankshaft / ring gear (11)	 Use bolts (12) M6×90 (supplied) otherwise the threads in the rear end cover will be damaged	AR03.30-P-5000HA H5

<p>5</p> <p> BT</p>	<p>Unbolt belt pulley / vibration damper (1, 1a, 1b) at hub (6)</p> <p>Belt pulley with vulcanized vibration damper and brazed hub</p>	<p> Press tensioning pulley (7) up in order to remove</p> <p></p>	<p>BA03.30-P-1002-01A</p> <p>BT03.30-P-0004-01A 017</p>
<p>6</p>	<p>Unscrew central bolt (2) together with washer (3)</p>	<p></p> <p></p>	<p>WH58.30-Z-1004-06A</p> <p>BA03.30-P-1001-01A</p>
<p>7</p> <p> BT</p> <p> BT</p>	<p>Pull off hub (6) or belt pulley / vibration damper (1c), respectively</p> <p>Modified parallel key (metal version) for hub at crankshaft</p> <p>Vibration damper with non-hardened contact surface for radial seal</p>	<p> If hub (6) is tight, use special tool (only in the case of two-section belt pulley) ↓</p> <p>Pulling off hub or belt pulley / vibration damper</p> <p> Installation: align parallel key (8), fix in place with grease if necessary. Turn crankshaft to ensure that the slot is aligned with the parallel key in the crankshaft.</p> <p></p>	<p>AR03.30-P-1600-02B L16</p> <p>103 589 00 33 00</p> <p>BT03.20-P-0001-01A F17</p> <p>BT03.30-P-0003-01A P17</p>



		<p>As-built condition belt pulley / vibration damper see ↓</p> <p>Engine 604.910 up to 31.8.94</p> <p>Engine 602.982/983, Engine 604.910 as of 1.9.94</p> <p>Engine 605.911 up to 30.9.94 Engine 605.960 up to 1.7.95 Engine 606.910 up to 30.9.94</p> <p>Engine 605.910/911/912 as of 1.5.95 Engine 605.960 as of 1.7.95 Engine 605.962 Engine 606.910 as of 1.7.95 Engine 606.912</p> <p>Engine 604.910 as of 1.2.96 Engine 604.912/915/917 Engine 605.910/911/912 up to 1.5.95 Engine 606.961/962/964</p>	<p>GF03.30-P-1600HA</p> <p>GF03.30-P-1600HB</p> <p>GF03.30-P-1600HC</p> <p>GF03.30-P-1600HD</p> <p>GF03.30-P-1600HE</p>	<p>N4</p> <p>P4</p> <p>B5</p> <p>D5</p> <p>F5</p>
8	Install in the reverse order			



Nm Flywheel, driven plate, vibration damper, starter ring gear

Nummer	Designation			Engine 601, 602, 603 with / without automatic transmission	Engine 604 with / without automatic transmission	Engine 605, 606 with manual transmission (TMF)
BA03.30-P-1001-01A	Central bolt vibration damper	1st stage	Nm	200	200	200
		2nd stage	∠ °	90	90	90
BA03.30-P-1002-01A	Bolt of belt pulley / vibration damper to crankshaft		Nm	25	25	25

Nm Flywheel, driven plate, vibration damper, starter ring gear

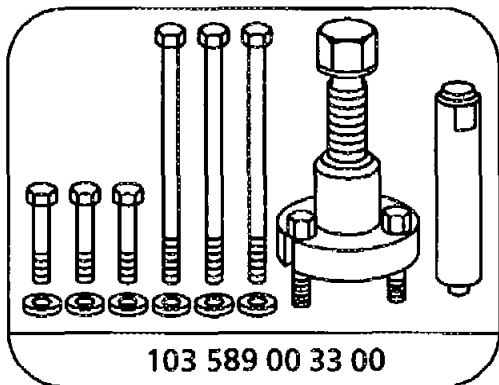
Nummer	Designation			Engine 605, 606 with automatic transmission
BA03.30-P-1001-01A	Central bolt vibration damper	1st stage	Nm	200
		2nd stage	∠ °	90
BA03.30-P-1002-01A	Bolt of belt pulley / vibration damper to crankshaft		Nm	25

Nm Coolant pump, thermostat

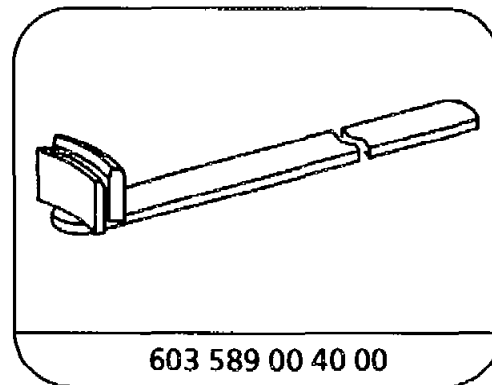
Nummer	Designation	Engine
		602.982/98 3
BA20.10-N-1001-01B	Bolts of belt pulley to coolant pump	Nm 15

Nm Coolant pump, thermostat

Nummer	Designation	Engine
		604, 605, 606
BA20.10-P-1001-01A	Bolt of belt pulley to coolant pump	Nm 10



Puller



Counterholder

Commercially available tools

Number	Designation	Make (e.g.)	Order number
WH58.30-Z-1004-06A	3/4" internal to 1/2" external square adapter	Hazet Güldenwerther Bahnhofstraße 25-28 D-42857 Remscheid	1058-2