
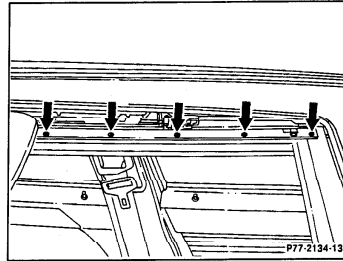


Sliding lifting sunroof

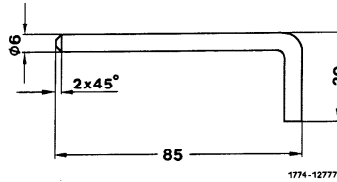
- Open sunroof 3/4 and unclip roof headlining at front.
- Fully open sunroof and remove headlining from above.
- Remove phillips screws and sliding rails on left and right sides.
- Close sunroof.
- Unscrew nuts on right and left.
- Unscrew nuts on right and left.
- Remove sunroof panel from above.
- Clean out water drains at right front and left front from above with compressed air.
- Replace damaged sliding jaws.
- Clean and thoroughly grease rubber and plastic sliding jaws.
- Clean sliding rails and thoroughly grease in area of contact surface.




7730

Sun roof, clean and grease rails

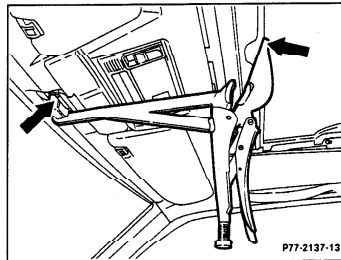
- Make 2 centering pins (if not already available).



- Insert centering pins in centering bores on left and right side.



- Insert sunroof panel from above, start nuts, preload sunroof panel using tool 124 589 00 37 00 and tighten nuts.
- Complete assembly in reverse order of disassembly.



Sun roof, clean and grease rails

7730

Type of lubricant

MB slide paste

001 989 14 51

Special tools

