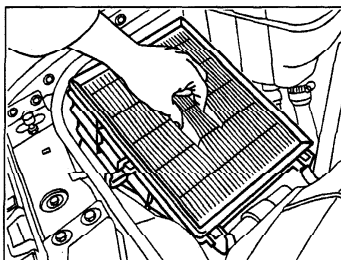
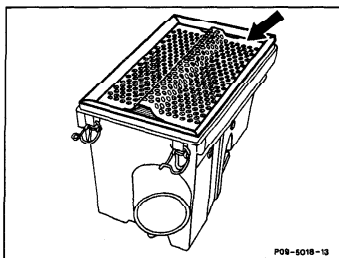
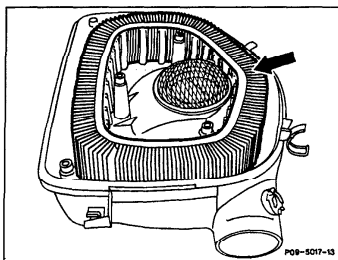


All engines

### All engines except engine 120

- Remove air filter element.
- Clean out air cleaner housing and cover.
- Inspect air cleaner cover seal and replace if damaged.
- Carefully insert new air filter element and note correct location of rubber seals.



### Engine 120

- Pull out slide (1). Remove air cleaner (2) and remove air filter element (3).
- Clean air cleaner housing (2).
- Press filter element into air cleaner (2).
- Push air cleaner in until it contacts stop.
- Push slide (1) in.

