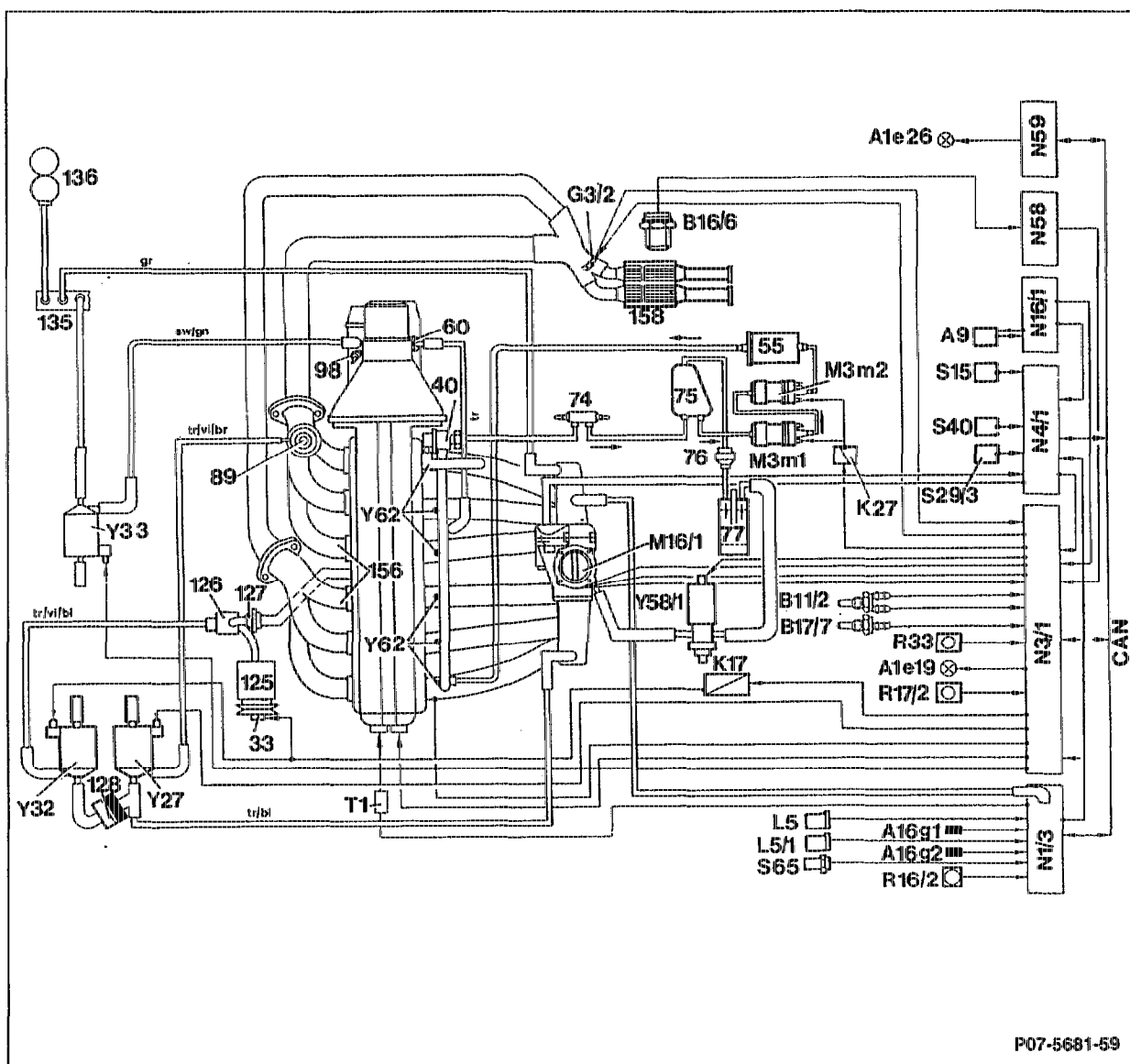


07.4-0010 Function diagram

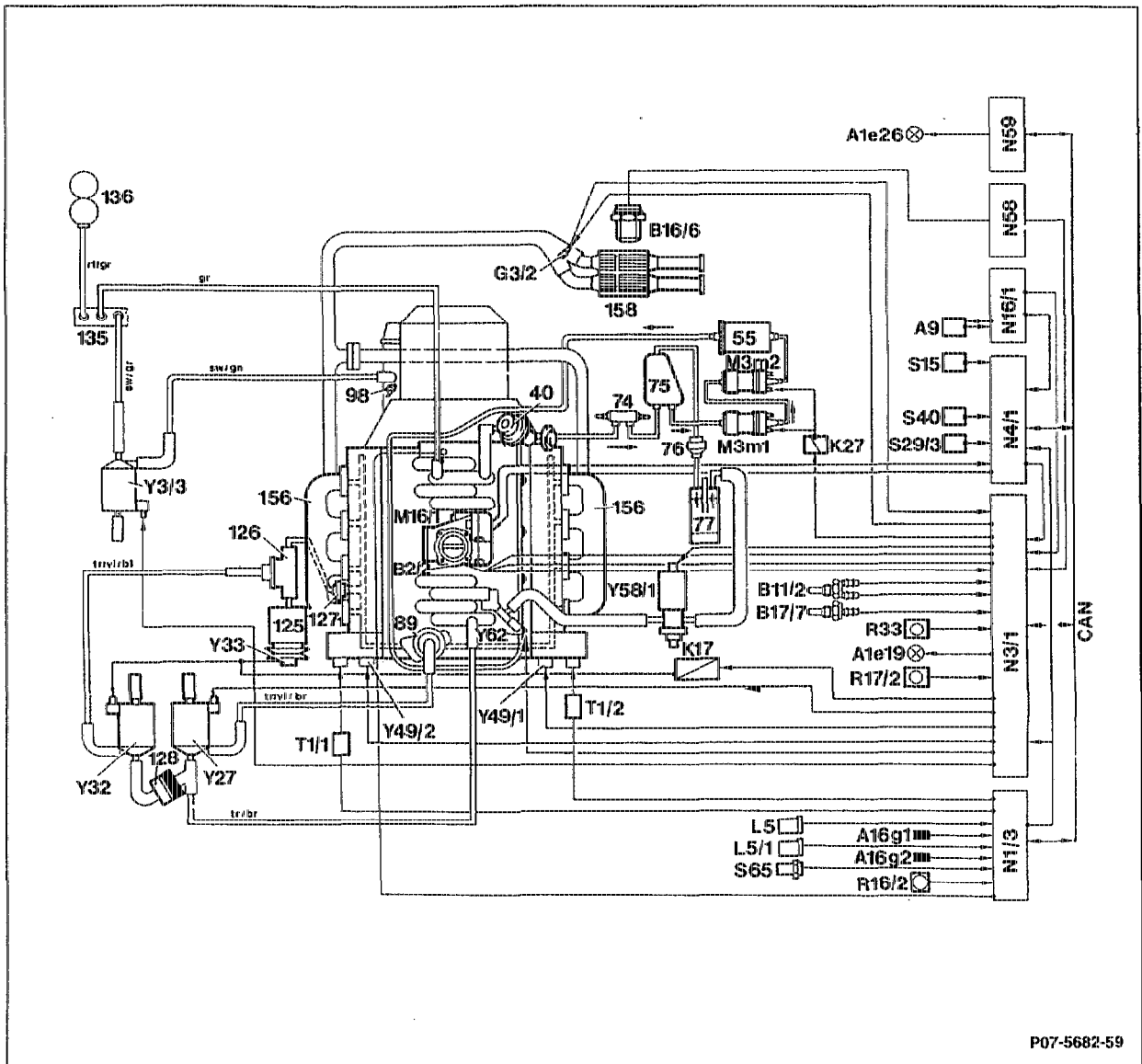
A. Engine 104



Basic version, (J) and (USA)

40	Diaphragm pressure regulator	M3m1	Fuel pump 1
55	Fuel filter	M3m2	Fuel pump 2
74	Fuel cooler	M16/1	Electronic accelerator pedal (EFP) actuator
75	Fuel tank	N3/1	EZL ignition control unit
76	Vent valve	N3/1	Air hot wire (LH) control unit
77	Activated charcoal filter	N4/1	Electronic accelerator pedal (EFP) control unit
89	Exhaust gas recirculation valve ³⁾	N4/3	Tempomat cruise control/idle speed control unit
98	Vacuum element (shift point retard) ¹⁾	N16/1	Base module (GM)
125	Air pump ¹⁾	N58	Catalytic converter overheating control unit ⁶⁾
126	Air shutoff valve ¹⁾	N59	Diagnostic module ⁴⁾
127	Non-return valve (injected air) ¹⁾	R16/2	EZL resistance trimming coupling
128	Non-return valve (vacuum)	R17/2	Air hot wire resistance trimming plug ⁵⁾
135	Non-return valve (vacuum supply)	R33	CO potentiometer, additive performance map adjustment ²⁾
136	Vacuum reservoir	S15	Transmission mode switch (2nd mode)
156	Exhaust manifold	S29/3	Idle speed contact switch
158	Catalytic converter	S40	Tempomat cruise control switch
A1e19	Catalytic converter overheating warning lamp ⁶⁾	T1	Ignition coil
A1e26	CHECK ENGINE warning lamp ⁷⁾	Y3/3	Shift point retard switchover valve ¹⁾
A9	A/C compressor	Y27	ARF switchover valve ³⁾
A16g1	Knock sensor 1	Y32	Air pump switchover valve ¹⁾
A16g2	Knock sensor 2	Y33	Air pump electromagnetic clutch ¹⁾
B2/2	Air mass sensor with hot wire	Y49	Camshaft timing actuator
B11/2	Coolant temperature sensor	Y58/1	Regeneration switchover valve
B16/6	KAT thermocouple ⁶⁾	Y62	Fuel injection valves
B17/7	Intake air temperature sensor		
G3/2	Heated oxygen sensor	1)	Only for vehicles with KAT
K17	Air injection relay ¹⁾	2)	Only for vehicles without KAT
K27	Fuel pump relay	3)	Only (J) (USA)
L5	Crankshaft position sensor	4)	Only California
L5/1	Camshaft position sensor	5)	Except (USA)
		6)	Only (J)
		7)	Only (USA)

B. Engine 119



Basic version, (J) and (USA)

40	Diaphragm pressure regulator	L5	Crankshaft position sensor
55	Fuel filter	L5/1	Camshaft position sensor
74	Fuel cooler	M3m1	Fuel pump 1
75	Fuel tank	M3m2	Fuel pump 2
76	Vent valve	N1/3	EZL ignition control unit
77	Activated charcoal filter	N3/1	Air hot wire (LH) control unit
89	Exhaust gas recirculation valve ³⁾	N4/1	Electronic accelerator pedal (EFP) control unit
98	Shift point retard vacuum element ¹⁾	N16/1	Base module (GM)
125	Air pump ¹⁾	N58	Catalytic converter overheating control unit ⁵⁾
126	Air shutoff valve ¹⁾	N59	Diagnostic module ⁴⁾
127	Non-return valve (injected air) ¹⁾	R16/2	EZL resistance trimming coupling
128	Non-return valve (vacuum)	R17/2	Air hot wire resistance trimming plug ⁵⁾
135	Non-return valve (vacuum supply)	R33	CO potentiometer, additive performance map adjustment ²⁾
136	Vacuum reservoir	S15	Transmission mode switch (2nd mode)
156	Exhaust manifold	S29/3	Idle speed contact switch
158	Catalytic converter	S40	Tempomat cruise control switch
A1e19	Catalytic converter heating warning lamp ⁶⁾	T1/1	Ignition coil 1
A1e26	CHECK ENGINE warning lamp ⁷⁾	T1/2	Ignition coil 2
A9	A/C compressor	Y3/3	Shift point retard switchover valve ¹⁾
A16g1	Knock sensor 1	Y27	ARF switchover valve ³⁾
A16g2	Knock sensor 2	Y32	Air pump switchover valve ¹⁾
B2/2	Air mass sensor with hot wire	Y33	Air pump electromagnetic clutch ¹⁾
B11/2	Coolant temperature sensor	Y49/1	Left camshaft timing actuator
B16/6	KAT thermocouple ⁶⁾	Y49/2	Right camshaft timing actuator
B17/7	Intake air temperature sensor	Y58/1	Regeneration switchover valve
G3/2	Heated oxygen sensor	Y62	Fuel injection valves
K17	Air injection relay ¹⁾		
K27	Fuel pump relay		

1) Only on vehicles with KAT

2) Only on vehicles without KAT

3) Only (J) (USA)

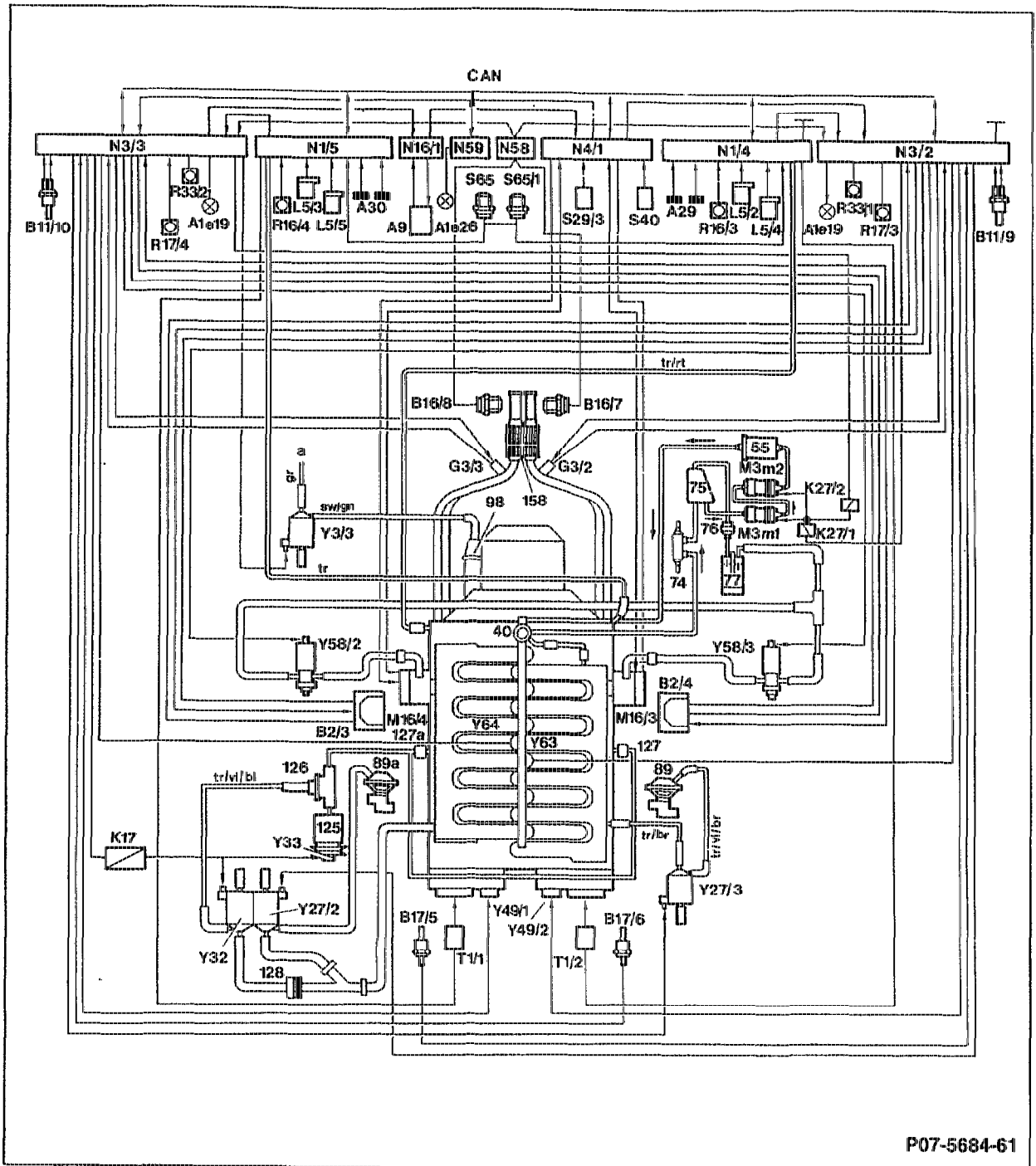
4) Only California

5) Except (USA)

6) Only (J)

7) Only (USA)

C. Engine 120



P07-5684-61

Basic version, (J) and (USA)

40	Diaphragm pressure regulator	N1/4	Left EZL ignition control unit
55	Fuel filter	N1/5	Right EZL ignition control unit
74	Fuel cooler	N3/2	Left hot wire (LH) control unit
75	Fuel tank	N3/3	Right hot wire (LH) control unit
76	Vent valve	N4/1	Electronic accelerator pedal (EFP) control unit
77	Activated charcoal filter	N16/1	Base module (GM)
89	Left exhaust gas recirculation valve for right bank of cylinders ³⁾	N58/1	Left catalytic converter overheating control unit ⁶⁾
89a	Right exhaust gas recirculation valve for left bank of cylinders ³⁾	N58/2	Right catalytic converter overheating control unit ⁶⁾
98	Shift point retard vacuum element	N59	Diagnostic module ⁴⁾
125	Air pump ¹⁾	R16/3	Left EZL resistance trimming plug
126	Air shutoff valve ¹⁾	R16/4	Right EZL resistance trimming plug
127	Non-return valve (injected air) ¹⁾	R17/3	Left hot wire resistance trimming plug ⁵⁾
127a	Non-return valve (injected air) ¹⁾	R17/4	Right hot wire resistance trimming plug ⁵⁾
128	Non-return valve (vacuum)	R33/1	Left CO potentiometer, additive performance map adjustment ²⁾
158	Catalytic converter	R33/2	Right CO potentiometer, additive performance map adjustment ²⁾
A1e19	Catalytic converter overheating warning lamp ⁶⁾	S29/3	Switch, accelerator pedal force recognition/idle speed contact switch
A1e26	CHECK ENGINE warning lamp ⁷⁾	S40	Tempomat cruise control switch
A9	A/C compressor	S65	Transmission overload protection switch, brake band B1
A29g1	Left knock sensor 1	S65/1	Transmission overload protection switch, brake band B2
A29g2	Left knock sensor 2	T1/1	Ignition coil 1 (right bank of cylinders)
A30g1	Right knock sensor 1	T1/2	Ignition coil 2 (left bank of cylinders)
A30g2	Right knock sensor 2	Y3/3	Shift point retard switchover valve ¹⁾
B2/3	Left air mass sensor with hot wire	Y27/2	Left ARF switchover valve ^{1 3)}
B2/4	Right air mass sensor with hot wire	Y27/3	Right ARF switchover valve ^{1 3)}
B11/9	Left coolant temperature sensor	Y32	Air pump switchover valve ¹⁾
B11/10	Right coolant temperature sensor	Y33	Air pump electromagnetic clutch ¹⁾
B16/7	Left KAT thermocouple ⁶⁾	Y49/1	Left camshaft timing actuator
B16/8	Right KAT thermocouple ⁶⁾	Y49/2	Right camshaft timing actuator
B17/5	Left intake air temperature sensor	Y58/2	Right regeneration switchover valve
B17/6	Right intake air temperature sensor	Y58/3	Left regeneration switchover valve
G3/3	Left oxygen sensor	Y63	Left fuel injection valves
G3/4	Right oxygen sensor	Y64	Right fuel injection valves
K17	Air injection relay ¹⁾		
K27/1	Relay 1 for fuel pumps 1 and 2	1)	Only on vehicles with KAT
K27/2	Relay 2 for fuel pumps 1 and 2	2)	Only on vehicles without KAT
L5/2	Left camshaft position sensor	3)	Only (J) (USA)
L5/3	Right camshaft position sensor	4)	Only California
L5/4	Left crankshaft position sensor	5)	Except (USA)
L5/5	Right crankshaft position sensor	6)	Only (J)
M3m1	Fuel pump 1	7)	Only (USA)
M3m2	Fuel pump 2		
M16/3	Right electronic accelerator pedal (EFP) actuator, left cylinder block		
M16/4	Left electronic accelerator pedal (EFP) actuator, right cylinder block		