



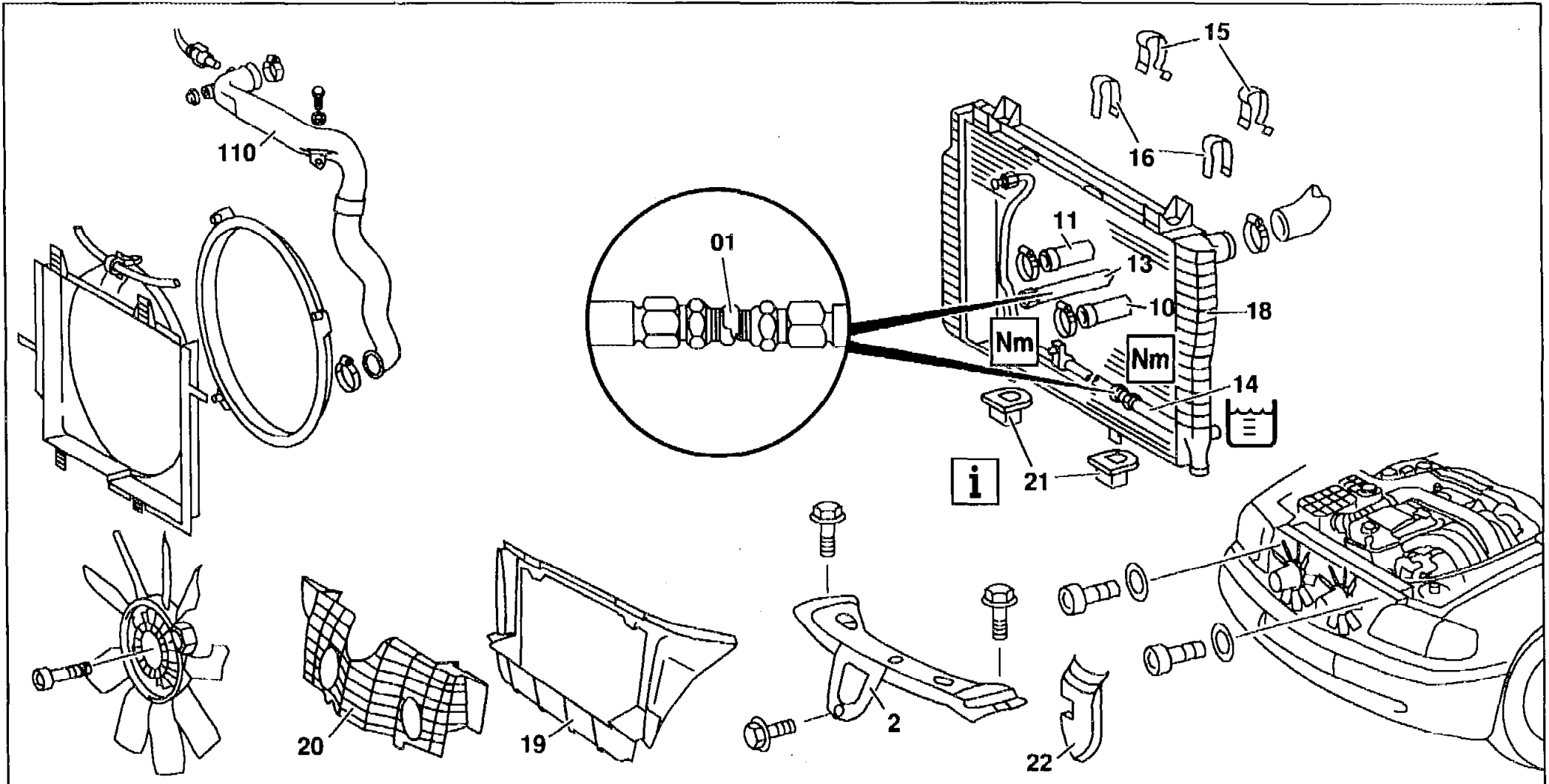
P7	AR20.20-P-3865HA	Removing and installing radiator	2.10.96
-----------	------------------	---	----------------

ENGINE 605, 606 in MODEL 124

ENGINE 606.961 in MODEL 140








ENGINE 601, 604, 605 in MODEL 202

ENGINE 602.982, 604, 605, 606.912 in MODEL 210






P20.20-0211-09

	Removing, installing		
1	Remove bottom parts of noise encapsulation	Model 202	AR94.30-P-5300A

		Model 210	AR94.30-P-5300AB
2	Drain coolant	at radiator	AR20.00-P-1142HW D6
3.1	Remove charge air pipe (110)	Engine 605.960 in model 202 Engine 602.982, 605.962 in model 210	AR09.41-P-1311H
4	Pull off flat shaped springs (15) and (16)		
5	Remove viscous fan clutch	Engine 605, 606 in model 124 Engine 606.961 in model 140 Engine 605 in model 202 Engine 602.982, 605, 606.912 in model 210 Engine 601 in model 202 Engine 604 in model 210	AR20.40-P-5660HB J9 AR20.40-P-5660HA F9
6	Remove fan shroud		AR20.40-P-6800HA O9
7.1	Detach automatic transmission ATF lines (13) and (14)	if automatic transmission (code 420a, 425a)  Use union to connect ATF lines  Engine 601, 604, 605, 606  Engine 602.982	AR20.20-P-3865-01HA C16 BA20.20-P-1001-01A BA20.20-N-1007-01B
 WF	Union (01) for connecting ATF lines	All engines	WF58.50-P-2020-01A E18
8	Take off coolant hoses (10), (11) and (12)	 Inspect condition of coolant hoses and hose clips, replace if necessary.  	WH58.30-Z-1001-06A WH58.30-Z-1002-06A

9.1	Detach hood cable	Model 202	AR88.40-P-3100E
10.1	Remove trim panel (22) and intake air scoop	with AC (code 580, 581), model 202	
11.1	Remove fan grille (20)	with AC (code 580, 581), models 202, 210	
12.1	Remove front end crossmember (2)	Model 140, 202 Model 210 with AC (code 580, 581)	
13.1	Remove intake air scoop (22a)	Model 140, 210	
14.1	Unbolt intercooler at radiator (18) and detach	Engine 602.962, 605.962 in model 210	
15.1	Unbolt condenser at radiator (18)	with AC (code 580, 581)	
16.1	Detach air guide (19) from fixtures at radiator (18)	Model 210 without AC (code 580, 581)	
17.1	Remove air guide (19)	Engine 601, 604 with AC (code 580, 581)	
18	Remove radiator (18)	<p>i Installation: Insert the securing studs of the radiator into the rubber grommets (21) of the bottom crossmember when installing.</p> <p>i Installation model 140: If new radiator ↓ Align radiator to front end crossmember</p>	AR20.20-P-3865-02A D16

19.1	Attach guard plate (10) for radiator/condensor	with AC (code 580, 581)  In addition attach AC condensor in vehicle	
 WF	Guard plate for radiator/condensor	Engine 604, 605, 606, 611.960	WF58.50-P-0110-01A F18
20	Install in the reverse order		
 Danger!	Risk of accident as a result of vehicle starting off when engine running. Risk of injury as a result of bruises and burns if you insert your hands into engine when it is being started or when it is running.	Secure vehicle to prevent it starting off. Wear closed and close-fitting work clothes. Do not grasp hot or rotating parts.	AS00.00-Z-0005-01A G17
21.1	Check ATF level in automatic transmission, adjust if necessary	on models with automatic transmission (code 420, 425) ↓ Transmission 722.3/4/5 Transmission 722.6	AR27.00-P-0100A AR27.00-P-0101A
22	Fill cooling system	Engine 604, 605, 606 Engine 601	AR20.00-P-1142HW D6 20-010
23	Inspect cooling system for leaks		AR20.00-P-1010HA P5

 Radiator, coolant hoses, coolant pipes

Number	Designation	Engine
		602.982
BA20.20-N-1007-01B	Transmission oil pipe, automatic transmission to radiator	Nm 20

 Radiator, coolant hoses

Number	Designation	Engines
		604, 605, 606
BA20.20-P-1001-01A	Transmission oil pipe, automatic transmission to radiator (union nut)	Nm 20

Commercially-available tools

Number	Designation	Company (e.g.)	Order number
WH58.30-Z-1001-06A	6 mm socket wrench hexagon on flexible shaft for hose clamps with worm-gear drive	Hazet Güldenwerther Bahnhofstraße 25-28 D-42857 Remscheid	426-6
WH58.30-Z-1002-06A	7 mm socket wrench hexagon on flexible shaft for hose clamps with worm-gear drive	Hazet Güldenwerther Bahnhofstraße 25-28 D-42857 Remscheid	426-7