

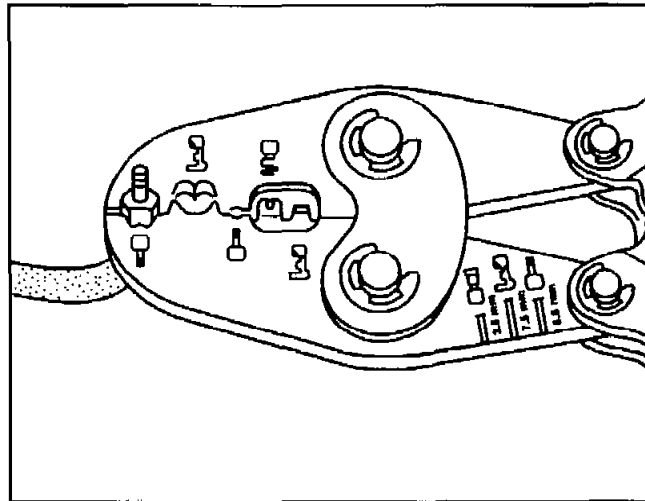
K4	AR15.12-P-0512G	Replacing ignition cables with M3 cable screw	3.8.94
-----------	-----------------	--	---------------

ENGINE 104.94/99, 111, 119.97 (except 104.990)
Left-hand illustration

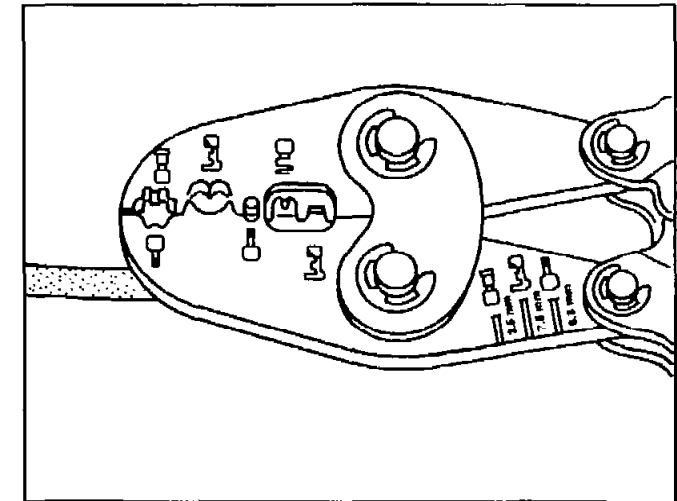
Attach sleeve of cable screw to insulation.

Right-hand illustration

Attach sleeve of cable screw to ignition cable core.




P15.12-0200-01

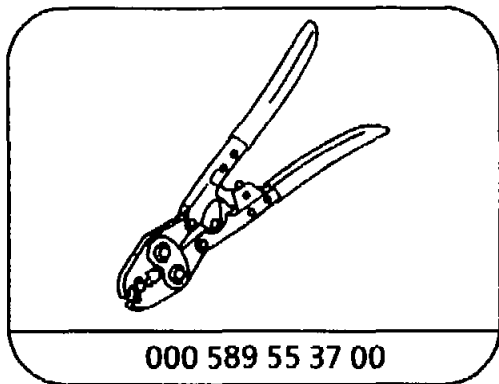


P15.12-0201-01

	Making up		
1	Make up ignition cables to correspond to the cables removed	ⓘ Ignition cables are still only available on the parts market in cut length. For this reason, fit the connecting parts on using cable pliers before installing the ignition cables.	
2	Strip the insulation off the ends of the new ignition cables over 6 mm		
3	Fit on sleeve of cable screw	First of all attach to the insulation, then to the core of the ignition cable	



			000 589 55 37 00
4	Fit on markings for the individual cylinders		
5	Screw on spark plug connectors		



Cable pliers