


<b>A18</b>	BT00.00-X-1000Z	<b>Technical modifications</b>	<b>21.6.99</b>
------------	-----------------	--------------------------------	----------------


BT30.10-P-0003-01A	Anti-twist lock of WOT stop enlarged	Models 124, 129, 202	<b>B18</b>
BT30.12-P-0001-01A	Locking element for accelerator pedal lever modified	Model 140	<b>C18</b>
BT30.22-P-0001-01A	Needle bearing of idle speed adjuster modified	Engine 111.941/944/96/975	<b>D18</b>



<b>B18</b>	BT30.10-P-0003-01A	Anti-twist lock of WOT stop enlarged	Models 124, 129, 202	 <b>BT</b>
------------	--------------------	--------------------------------------	----------------------	---

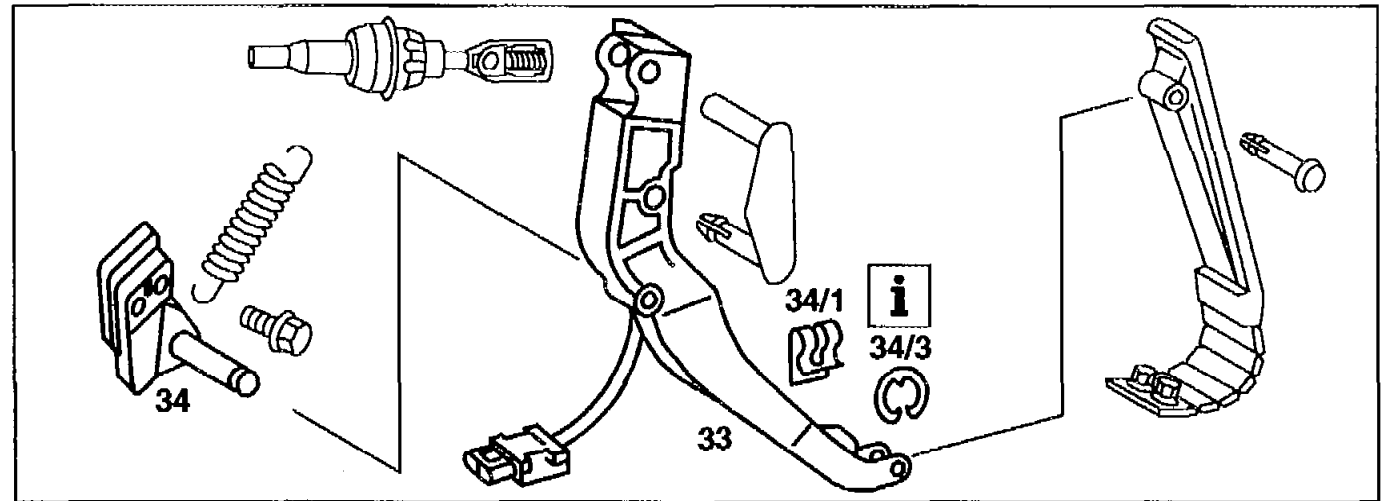
Anti-twist lock 1.5 mm enlarged in order to prevent it being incorrectly installed in the mounting bowl at the car end.




<b>C18</b> BT30.12-P-0001-01A	Locking element for accelerator pedal lever modified	Model 140	 BT
-------------------------------	--	-----------	--

The circlip (34/3) has been phased in to replace the locking element (34/1) on model 140.

 Use only circlip (34/3) in future.



<b>D18</b>	BT30.22-P-0001-01A	Needle bearing of idle speed adjuster modified	Engine 111.941/944/96/975	 <b>BT</b>
------------	--------------------	--	---------------------------	---

**Standard production breakpoints/modifications/new features**

<i>Engine</i>	<i>LHS RHS</i>	<i>Trans- miss.</i>	<i>Engine end no. as of</i>	<i>Engine end no. up to</i>	<i>Prod. period as of</i>	<i>Prod. period up to</i>	<i>Nature and reason for modification</i>	<i>Reference/note</i>
111.941		0	29420					
111.941		2	35246					
111.944		0	121					
111.960		0	40547					
111.960		2	99758					
111.961		0	24776					
111.961		2	85362					
111.975		0	564					