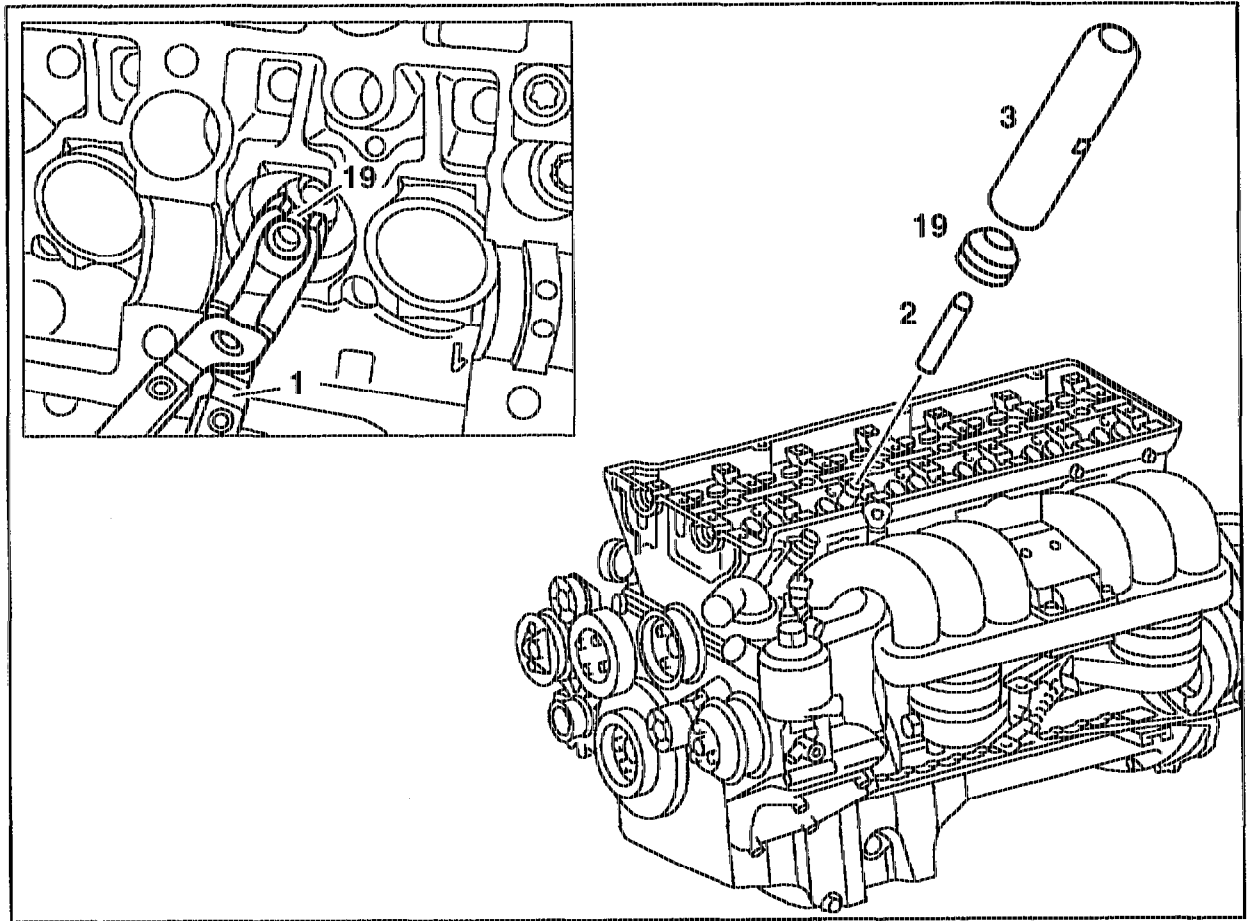


## 05-2700 Replacing valve stem seals

Preceding work:  
Valve springs removed (05-3500).

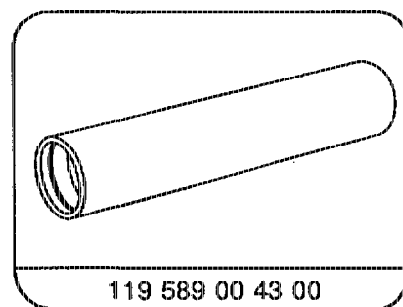
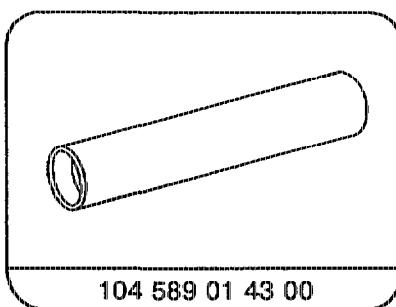
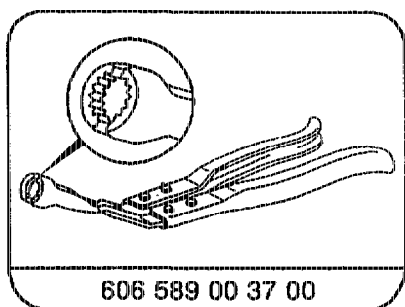
Operation no. of operation texts and work units or standard texts  
and flat rates:  
05-3510



P05-5397-57

Valve stem seal (19) .....	pull off with pliers (1) 606 589 00 37 00.
Valve stems .....	deburr, if necessary.
Protective sleeve (2) .....	fit onto valve stem, remove.
Valve stem seals (19) .....	oil.
Valve stem seals (19) .....	press on by hand with suitable installation drift (3) 119 589 00 43 00 or 104 589 01 43 00.

## Special tools



### Note

Exhaust and inlet valve stem seals and assembly sleeves are supplied as a repair kit.

The assembly sleeves must be used to ensure that the valve stem seals are not damaged.

Valve guides which are worn at the retaining groove for valve stem seals and valves with damaged valve ends or valve stems must be replaced.

Valve stem seals with bent metal casing must be replaced.